

1.8 cu. ft. Medical-Grade Compact Refrigerator

Quick Start Guide

Product Features



Stable Temperature Control



Temperature Uniformity



SilverPoint Enabled



Local and Remote Alarms



Quiet Operation



Energy Efficient





Welcome to a New Cold

Phononic is changing the paradigm of refrigeration with Evolve. Evolve products operate with a patented SilverCore™ refrigeration system and optional embedded temperature monitoring system called SilverPoint™.

The Evolve family of products dramatically modernizes cold storage technology for medical and healthcare facilities and offers a complete solution for protecting vaccines, medications, and temperature-sensitive materials.

Thank you for purchasing the most advanced refrigeration technology available.

Before You Get Started

Warning:

Before you begin any of the procedures in this section, read all the safety and warning information shipped with your refrigerator. For additional best practices and safety information, see evolverefrigeration.com/compliance

An authorized service technician is required for repairs to the system.

Property Damage:

Please take a moment to inspect your new refrigerator for damages that may have occurred during shipping. For any damage done to the refrigerator, please contact the delivery carrier directly.

Evolve 1.8 cu. ft. Refrigerator Product Details

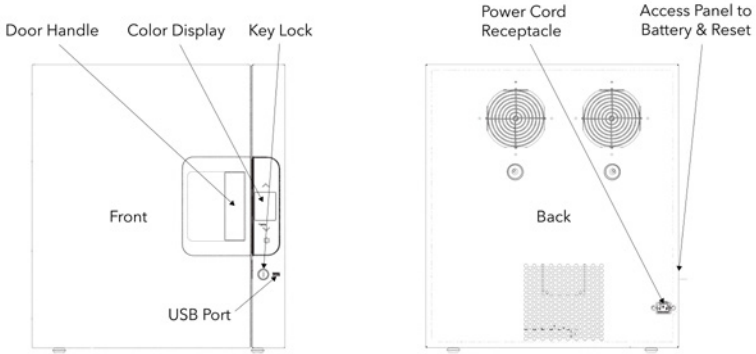
Model List:

ELR018SSA-001

ELR018SSA-003

ELR018SSA-007

Exterior



Environmental Requirements:

This refrigerator is intended for indoor use only and is not to be used or stored outside. Violation of this storage requirement will void the terms of your warranty. This unit is designed to operate at less than 32 °C. Higher temperatures may reduce the refrigerator's ability to reach or hold the set point temperature. In climates where high humidity is present, light condensation may occur within the refrigerator. This is considered normal and can be wiped away with an absorbent cloth.



Getting Started

Installation:

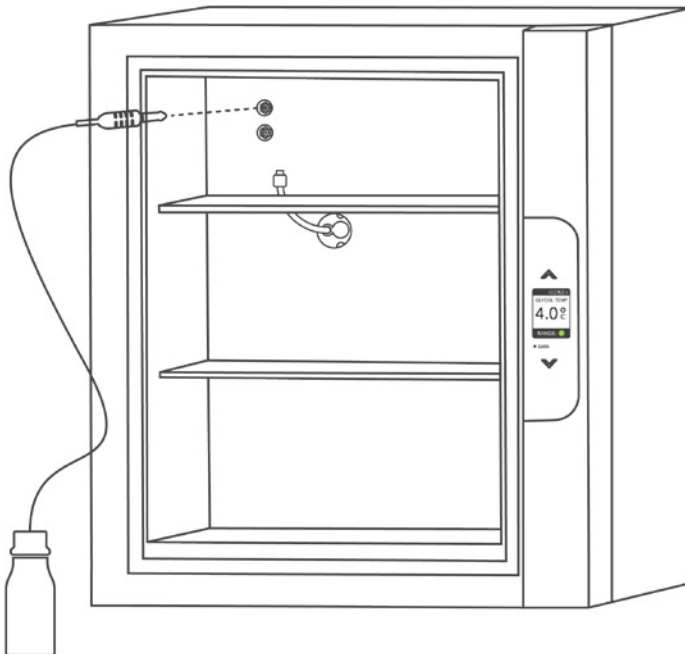
1. Plug in the power cord into the power cord receptacle
2. Rotate the cord management clip down to secure the power cord
3. Check the leveling and make any necessary adjustments
4. Gently push the unit into position. Make sure not to pin or pinch the power cord
5. Plug the power cord into the power outlet. Note: Do not use an extension cord
6. Remove the red tab on the left side panel to activate the data logging battery

Glycol Verification:

The glycol bottle is pre-installed on Evolve refrigerators. Please verify:

1. The cord for the sample bottle is firmly plugged into the interior wall
2. The sample bottle is securely mounted
3. The level of glycol in the bottle is full

In the event that the bottle has broken during shipping, contact our service department for a replacement bottle.



Wi-Fi Setup (WEP/WPA):

1. Press **Settings** on the Main Menu
2. Press **Network** in the Settings menu
3. Select your network from the list
4. Enter your password if applicable
5. The checkmark serves as 'enter' or 'done' to complete the connection

Entering the Password

1. Press **^** arrow to step through alphabet
2. **←** allows you to back up one space
3. Press **∨** arrow to step through the numbers and symbols

Note: The password accepts 31 characters and only displays the last 8 characters of your entry.

SilverPoint Accessory Setup:

New User Registration







1. Go to portal.phononic.com/evolve and click on the **Register** button
2. After submitting registration information, a verification email will be sent to the user
3. Verify the registration by clicking on the confirmation link in the email

New Unit Registration

1. Go to portal.phononic.com/evolve and login
2. Click the **Register/Add Unit** button
3. Enter the serial number, a name for the unit and location
4. Confirm by clicking the **Save Unit** button

Understanding Alarms

Default Alarms:

Alarm	Factory Setting	Icon
Temperature Range Alarm	min 2°C max 8°C	
Door Ajar Alarm	1 minute	
No Power Alarm	> 10 seconds outage	
Battery Low Alarm	< 30% remaining	
Memory Full Alarm	< 25% remaining	
No Wifi Alarm	> 60 seconds disconnected	

Loading Inventory:

After you power on your refrigerator, monitor the temperature display on the control panel and do not load until the default set point of 4 °C (39 °F) is reached. There are two temperature monitors inside the refrigerator, a glycol and an air sensor. When you load the refrigerator, always remember to provide some clearance around the air and glycol sensors and make sure the glycol sensor remains properly connected.

When loading products previously stored at room temperature, monitor the temperature display to prevent a compromise. We suggest you load room temperature samples in small increments to help maintain a stable temperature.

General Specifications

Energy consumption	0.6 kWh/24hrs @ 4°C set point
Power Input	100-240 VAC, 50-60 Hz
Amps	1.2 Amps



Attention

For Class B - Unintentional Radiators:

This device complies with Part 15 of the FCC Rules. Operation is subject to the following two conditions: (1) this device may not cause harmful interference and (2) this device must accept any interference received, including interference that may cause undesired operation.



Radiation Hazard

In order satisfy the FCC RF exposure limit for transmitting devices, a separation distance of 20 cm should be maintained between the body and the Evolve refrigerator while in operation.



Attention

ICES-003 Class B Notice—Avis NMB-003, Classe B
This Class B digital apparatus complies with Canadian ICES-003.



Attention

NOTE: This equipment has been tested and found to comply with the limits for a Class B digital device, pursuant to Part 15 of the FCC Rules. These limits are designed to provide reasonable protection against harmful interference in a residential installation. This equipment generates, uses and can radiate radio frequency energy and, if not installed and used in accordance with the instructions, may cause harmful interference to radio communications. However, there is no guarantee that interference will not occur in a particular installation.

If this equipment does cause harmful interference to radio or television reception, which can be determined by turning the equipment off and on, the user is encouraged to try to correct the interference by one or more of the following measures:

- Reorient or relocate the receiving antenna
- Increase the separation between the equipment and receiver
- Connect the equipment into an outlet on a circuit different from that to which the receiver is connected

Consult the dealer or an experienced radio/TV technician for help



Attention

This device complies with Industry Canada license-exempt RSS standard(s). Operation is subject to the following two conditions: (1) this device may not cause interference, and (2) this device must accept any interference, including interference that may cause undesired operation of the device.

Le présent appareil est conforme aux CNR d'Industrie Canada applicables aux appareils radio exempts de licence. L'exploitation est autorisée aux deux conditions suivantes: (1) l'appareil ne doit pas produire de brouillage, et (2) l'utilisateur de l'appareil doit accepter tout brouillage radioélectrique subi, même si le brouillage est susceptible d'en compromettre le fonctionnement.



Warning

The antenna used for this transmitter must not be co-located in conjunction with any other antenna or transmitter.



Attention

Any modifications made to this device that are not approved by Phononic may void the authority granted to the user by the FCC to operate equipment.



Attention

Cells/batteries shall be tested and pass applicable regulations based on type and use such as:

- IEC62133 for secondary battery safety
- UN3090/UN3091 and UN3480/Un3481 for Lithium Battery transport regulations
- Transport regulations based on the following: International Air Transport Association (IATA), International Civil Aviation Organization (ICAO), International Maritime Dangerous Goods (IMDG) Code, Transport of Dangerous Goods (TDG)



Warning

Hazardous voltages are present: To reduce the risk of electric shock and danger to personal health, follow the instructions provided in the manual. DO NOT remove the rear cover on this product. There are no user serviceable parts inside. Please refer service to qualified personnel.

Electrical Components



Do not remove the rear cover or operate unit with rear cover removed. Removal of the rear cover can result in electrical shock. Service only by a factory authorized service person.



Warning: Fan has moving parts, product has uninsulated live parts and hot parts. Do not remove the rear cover or attempt repairs. For repairs or operating issues please call Customer Care at 1-844-476-4202 for guidance and instructions.

Original Warranty

Phononic warrants to the original purchaser that the equipment shall be free from material defects in material and workmanship under normal use and service during the "Warranty Period," defined as:

- (i) a period of 2 years from date of purchase with respect to all parts, during which period Phononic shall cover the cost of parts and labor for repair and replacement, and
- (ii) an additional period of 10 years with respect to the Phononic heat pump powering the refrigeration system, during which period Phononic shall cover the cost of replacement parts and shall charge Phononic's standard labor rates for repair and replacement.

Conditions of Warranty

1. Equipment must have been installed and operated in compliance with instructions provided by Phononic.
2. Warranty labor must be performed by a local Phononic authorized service agent.
3. Defects caused by alterations, improper operation, outdoor use, neglect, vandalism, fire, acts of God, or any situation or causes beyond the control of Phononic are not covered by this warranty.
4. Phononic may require that any parts covered under this warranty be returned to Phononic freight prepaid, and this warranty shall apply only if Phononic verifies the applicable defect upon examination.
5. Any defects or other damages resulting from shipment of the unit are not covered by this warranty. Phononic advises customers to carefully examine all shipments prior to acceptance and note all potential damage concerns on the appropriate shipping papers.
6. Labor charges resulting from security clearance procedures, safety training, travel time greater than one hour or 50 miles (80 km), premium time labor (including after hours, weekends, holidays, etc.), and service calls for non-defective equipment will not be covered by Phononic and are the responsibility of the equipment owner.
7. The repair or replacement of defective parts in accordance with this warranty is customer's sole and exclusive remedy with respect to any defects in the equipment. Phononic will not be liable for any consequential damages, expenses, connecting or disconnecting charges, or any losses or damages resulting from a defect in the equipment.

This warranty constitutes purchaser's sole and exclusive remedy regarding defects in the equipment and is expressly made in lieu of other warranties, expressed or implied, including any implied warranty of merchantability or fitness for a particular purpose.

Support

For any questions regarding your Evolve refrigerator please visit our website at evolverefrigeration.com or contact Customer Care at 1-844-476-4202.

To access your product manual, please visit evolverefrigeration.com/compliance





evolve | a phon@nic brand

800 Capitola Drive, Suite 7
Durham NC 27713